
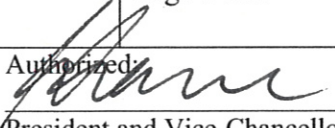
 <p>McMaster University Risk Management Manual</p>	<p>RMM # 321 Title: Hand Protection Program</p>	<p>Date: June 2010 Page 1 of 5</p>
<p>Submitted: Risk Management Support Group</p>	<p>Approved:  Vice President, Administration</p>	<p>Authorized:  President and Vice-Chancellor</p>

1 PURPOSE

- 1.1 To reduce the potential for skin and hand injury and to ensure compliance with the Occupational Health and Safety Act and Regulations, and codes and standards regarding hand protection.
- 1.2 This program provides guidance, based on the risk of a task, for the selection of protective gloves to be worn. The program is in effect for all staff, faculty, students, volunteers, and visitors who may be at risk from any procedure performed on McMaster University controlled property.

2 SCOPE


- 2.1 All individuals in danger of hand injury while performing a task associated with work, research or study.

3 RELATED DOCUMENTS

- 3.1 Ontario Occupational Health and Safety Act of Ontario, Industrial Establishment Regulations R.S.O. 1990.
- 3.2 McMaster University Workplace and Environmental Health and Safety Policy, RMM # 100.
- 3.3 Safety in Academic Chemistry Laboratories by the American Chemical Society.
- 3.4 Laboratory Safety Handbook by the Chemical Institute of Canada.
- 3.5 McMaster Laboratory Safety Handbook, RMM # 309
- 3.6 Workplace Electrical Safety, CSA Z462-08
- 3.7 Job Hazard Analysis Program, RMM # 324

4 ACRONYMS:


- CSA – Canadian Standards Association
- EOHSS – Environmental and Occupational Health Support Services
- FHSc Safety Office – Faculty of Health Science Safety Office
- JHSC – Joint Health and Safety Committee
- OHSA – Occupational Health and Safety Act / Industrial Regulations R. S. O. 1990
- RMSG – Risk Management Support Group

	McMaster University Risk Management Manual	RMM # 321 Title: Hand Protection Program	Date: June 2010 Page 2 of 5
---	--	---	--------------------------------

- SOP's – Standard Operating Procedures

5 DEFINITIONS

- 5.1 **Job Hazard Analysis:** method to evaluate hazards for tasks within the job. The main activities involved with each job title are listed and a sequence of tasks is developed along with each associated hazard and control.
- 5.2 **Hand Protection:** personal protective equipment (gloves, mitts, etc.) or barrier creams used to protect hands from harm.
- 5.3 **Chemical Resistant Gloves:** gloves that provide an effective barrier against specific chemicals. An appropriate chemical resistant glove must demonstrate no significant degradation, a high breakdown time, and low permeation rate upon contact with the chemicals used.
- 5.4 **Non Conductive Gloves:** gloves that protect against transmission of electricity.
- 5.5 **Non Permeable Gloves:** gloves that protect against a specific hazard moving through material. No glove is non permeable for all substances.
- 5.6 **Degradation:** is a measurement of the physical deterioration of the material due to contact with a chemical. The material may get harder, stiffer, more brittle, softer, and weaker or may swell. The worst example is that the material may actually dissolve in the chemical.
- 5.7 **Breakthrough Time:** the time it takes a chemical to permeate completely through the material. It is determined by applying the chemical on the glove exterior and measuring the time it takes to detect the chemical on the inside surface. The sensitivity of the analytical instruments used in these measurements influence when a chemical is first detected. The breakthrough time gives some indication of how long a glove can be used before the chemical will permeate through material.
- 5.8 **Permeation Rate:** the rate at which the chemical will move through the material. It is measured in a laboratory and is expressed in units like milligrams per square meter per second (or some other [weight of chemical] per [unit areas of material] per [unit of time]). The higher the permeation rate, the faster the chemical will move through the material.
- Permeation is different from penetration. Penetration occurs when the chemical leaks through seams, pinholes and other imperfections in the material; permeation occurs when the chemical diffuses or travels through intact material.
- Reusable Gloves: only gloves that are not used to protect from chemicals such as those that protect from cuts, electric shock, and cold are considered reusable.
- 5.9 **Supervisor** – Person who has charge of a workplace or authority over a worker.
- 5.10 **Worker** – means a person who performs work or supplies services for monetary compensation.
-

	McMaster University Risk Management Manual	RMM # 321 Title: Hand Protection Program	Date: June 2010 Page 3 of 5
---	--	---	--------------------------------

6 RESPONSIBILITIES

6.1 Role of Senior Managers (Deans Chairs, Directors)

Senior Manager Shall:

- provide the direction and resources necessary to support the Hand Protection Program; and
- ensure that the staff under their direction are aware of and abide by this program.

6.2 Role of Supervisors

Supervisors shall:

- perform a JHA Assessment to determine the appropriate hand protection required by individuals working in or accessing areas under their supervision;
- ensure the proper gloves are being worn, as required, while hazardous tasks requiring hand protection are being performed;
- in consultation with the JHSC, prepare SOPs as required for non-routine hand hazards; and
- review and approve SOPs as required for the prevention of skin contact or contamination.

6.3 Role of Individuals (Faculty, Staff, Students and Volunteers)

Individuals shall:

- wear the appropriate protective hand wear as prescribed by their Supervisor;
- maintain their protective hand wear and report damage or breakage to their Supervisor for replacement; and
- not wear hand protection in public areas outside the work area.

6.4 Role of EOHSS and FHSc Safety Office:

EOHSS and FHSc Safety Office shall:

- provide assistance with hazard assessments; and
- provide advice on the selection of appropriate hand protection.

6.5 Role of JHSC:

JHSC's shall:

- Review the effectiveness of the Hand Protection Program within assigned work groups as part of the workplace inspection process.
-



6.6 **Role of CJHSC**

The CJHSC shall:

- Review the Hand Protection Program on a scheduled basis

Appendix 1

Guide to the Selection of Skin Protection		
Hazard	Degree of Hazard	Protective Material
Abrasion	Severe	Reinforced heavy rubber, staple-reinforced heavy leather
	Less Severe	Rubber, plastic, leather, polyester, nylon, cotton
Sharp Edges	Severe	Metal, mesh, staple-reinforced heavy leather, <u>Kevlar™</u> aramid-steel mesh
	Less Severe	Leather, terry cloth (aramid fiber)
	Mild with delicate work	Lightweight leather, polyester, nylon, cotton
Chemicals and Fluids	Risk varies according to the chemical, its concentration, and time of contact among other factors. Refer to the manufacturer or product MSDS.	Dependant on chemical. Examples include: natural rubber, neoprene, nitrile rubber, butyl rubber, PTFE (polytetrafluoroethylene), <u>Teflon™</u> , <u>Viton™</u> , polyvinyl chloride, polyvinyl alcohol, <u>Saranex™</u> , <u>4H™</u> , <u>Barricade™</u> , <u>Chemrel™</u> , <u>Trellchem™</u>
Cold		Leather, insulated plastic or rubber, wool, cotton
Electricity		Rubber-insulated gloves tested to appropriate voltage (CSA Standard Z259.4-M1979) with leather outer glove
Heat	High Temperatures (over 350 deg C)	Asbestos, <u>Zetex™</u>
	Medium High (up to 350 deg C)	<u>Nomex™</u> , <u>Kevlar™</u> , neoprene-coated asbestos, heat-resistant leather with linings
	Warm (up to 200 deg C)	<u>Nomex™</u> , <u>Kevlar™</u> , heat-resistant leather, terry cloth (aramid fiber)
	Less Warm (up to 100 deg C)	Chrome-tanned leather, terry cloth
General Duty		Cotton, terry cloth, leather
Product Contamination		Thin-film plastic, lightweight leather, cotton, polyester, nylon
Radiation		Lead-lined rubber, plastic or leather

Note: The mention of trade name products in the above table is not intended as a recommendation or endorsement of any product. Checking on any TM will take you to the web page “Personal Protective Clothing – Trade Names & Manufacturers”. This document lists trade names of protective clothing material mentioned in OSH answers, the name of companies to which the trade names are registered, and a brief description of the protective clothing material. Check with your supplier or the manufacturer to find out if a particular glove meets your requirements. This list is not intended to be comprehensive; you may know of other products that meet your needs.